

# FAMILY FENCE




516-783-4904

[www.familyfence.net](http://www.familyfence.net)



PVC RAILINGS • IRON RAILINGS • CABLE RAILINGS  
ALUMINUM RAILINGS • GLASS RAILINGS



# FAMILY FENCE



516-783-4904

[www.familyfence.net](http://www.familyfence.net)



Family Fence is a trusted and reliable Long Island fence company with over 20 years of experience. We have been proudly serving Nassau, Suffolk and Queens counties with unparalleled customer service. Our knowledgeable staff is available to assist you every step of the way so that you choose the selection best suited for your home or business.

## Family Owned Long Island Fence Company

From our expert consultation services, to our reliable fencing and railing products and reasonable prices, you can rest assured that you're in good hands. Our team will oversee your project providing close attention to every single detail from start to finish.

We back all of our installations, from a small railing on your stoop to a large scale commercial chain link fence project with the same guarantee. As proud members of the Bellmore Chamber of Commerce, we ensure that our work is completed with integrity and backed by outstanding service.

Here's what you can expect when you hire us:

- Prompt, courteous service
- Affordable installation rates
- Quality materials and craftsmanship





## IRON RAILINGS

At Family Fence, we use a unique process to coat our iron railings, preventing them from rusting. This process is called Zinc Metalizing. Zinc spray, which is also referred to as metalizing, is the general name given to a thermal spray coating process.

This coating process is accomplished by melting zinc powder or zinc wire in a flame or electric arc and then projecting the liquid zinc droplets by air or gas onto the surface being coated. The zinc used is 99% pure and the corrosion resistance of the wire or powder is virtually equal.

Our iron railings go through a rigorous process of fabrication to ensure quality. Our iron railings are installed using diamond core drill bits that prevent your brick or concrete surfaces from chipping or cracking.

Our iron railings are available in black, white, bronze, green, brown as well as additional colors. All iron railings are custom-made to fit your steps or patio. Our iron railings can be modified with decorative scrolls, finials, spindles and many other options to suit the style of your home.

# IRON RAILINGS



**2-5-2 PATTERN  
WITH 2" POSTS AND BALL FINALS**



**DOUBLE TOPRAIL AND SQ COLLARS  
EVERY OTHER SPINDLE  
BETWEEN MID AND BOTTOM RAIL**



**STANDARD WITH LOOP ENDS**



**1X2 TOPRAIL AND 3-5-3 PATTERN**

# IRON RAILINGS



10

DOUBLE TOPRAIL AND 3-5-3 PATTERN  
W/OPTIONAL SMALL LAMB'S  
TONGUE



12

COLONIAL SPINDLES WITH 2"  
POSTS AND BALL FINIALS



14

DOUBLE TOP RAIL AND ROUND  
COLLARS EVERY OTHER SPINDLE  
BETWEEN MID AND TOP RAIL WITH  
SMALL LAMB'S TONGUES



16

STANDARD WITH ALTERNATING  
SQUARE COLLARS 2-1-2


# IRON RAILING OPTIONS



**STANDARD LOOP ENDS**



**SMALL LAMB'S TONGUE**




**MEDIUM LAMB'S TONGUE**



**LARGE LAMB'S TONGUE**

## SCROLL OPTIONS

**STANDARD COLORS**



#400

#301

#302

#201

#303

#304

#300

**WHITE**



**BLACK**



**LIGHT UMBRA**



**DARK UMBRA**




# ALUMINUM

# RAILINGS

Our aluminum railings are suited for both residential and commercial applications. Our aluminum railings are available in Arabian, American and Lancaster Series. Each railing series features a variety of colors and various spindle options to choose from.

The American railing series, one of our most popular choices, is sure to enrich the beauty of any home and/or outdoor living space with its flat-top railing and contemporary profile. The Arabian series features a contoured top rail giving it a sleek and modern look. The Lancaster series brings a warm, traditional feel to your outdoor living area. These aluminum railing systems are all finished in a weather-resistant AAMA 2604 powder coating.

Unique, full-length PVC inserts in both top and bottom rails creates a firm and solid fit. Add a gate or ADA rail for a secure outdoor living space. When installing our aluminum railings, we use diamond core drill bits, preventing the chipping or cracking of your concrete and/or brick surfaces. Our aluminum railings are powder coated, so you don't have to worry about rusting. Best of all, they're backed by a lifetime warranty!



# ALUMINUM RAILINGS



**AMERICAN SERIES TEXTURED BRONZE  
WITH DOUBLE  
TOPRAIL AND CIRCLES**



**ARABIAN SERIES KONA WITH  
HAMMERED BOWED  
SPINDLES**



**AMERICAN SERIES TEXTURED BRONZE  
WITH HAMMERED BOWED SPINDLES  
AND OPTIONAL TREX TOP RAIL**



**ARABIAN SERIES KONA WITH  
ALTERNATING SQUARE AND  
ALL TWISTED SPINDLES**




**AMERICAN SERIES TEXTURED  
BLACK WITH SQUARE SPINDLES  
AND ADA SECONDARY RAILS**

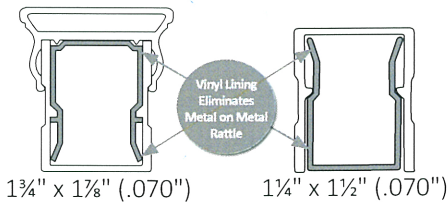


**ARABIAN SERIES WALNUT WITH  
SQUARE SPINDLES**





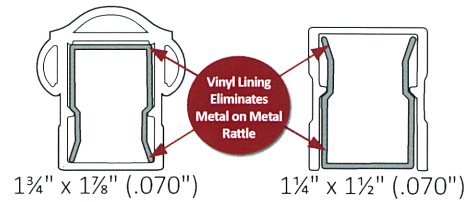
## AMERICAN SERIES



- 1 3/4" W x 1 7/8" H Flat Top Rail
- Railing Height Options: 36" · 42" · 48"(Pool)
- Railing Length Options: 6' · 8'
- All Aluminum Balusters 3/4"

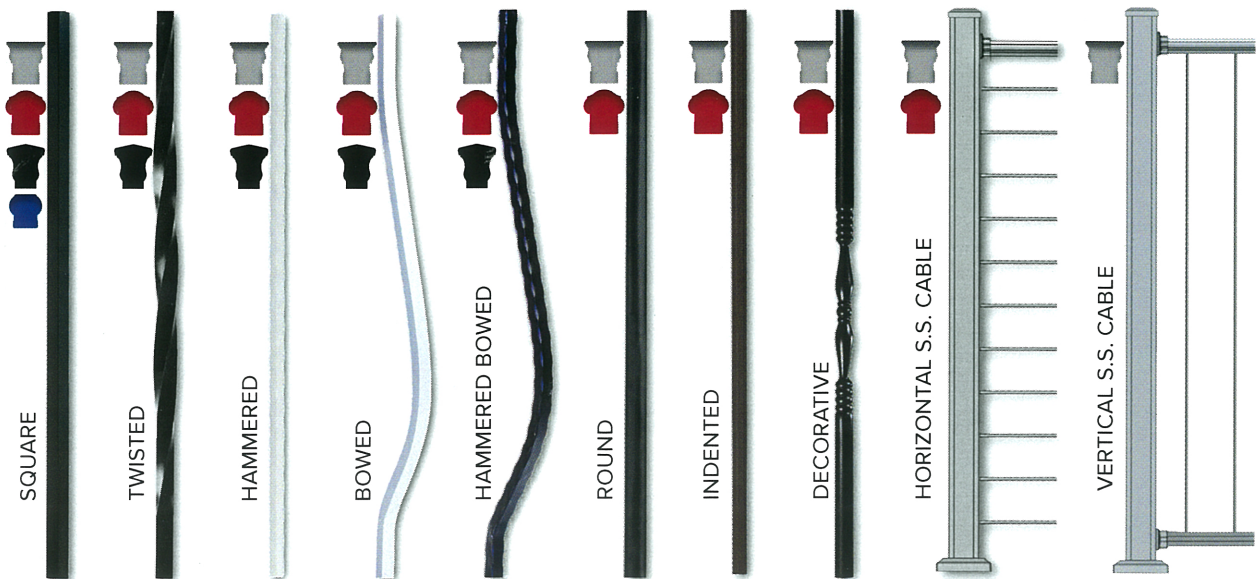


## ARABIAN SERIES



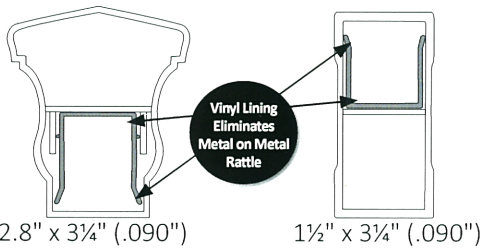
- 1 3/4" W x 1 7/8" H Contoured Top Rail
- Railing Height Options: 36" · 42" · 48"(Pool)
- Railing Length Options: 6' · 8'
- All Aluminum Balusters 3/4"

## BALUSTER OPTIONS





## LANCASTER SERIES



- 2.8" Wide Top Rail
- Railing Height Options: 36" · 42" · 48"(Pool)
- Railing Length Options: 6' · 8'
- All Aluminum Balusters 1"

## COLOR OPTIONS

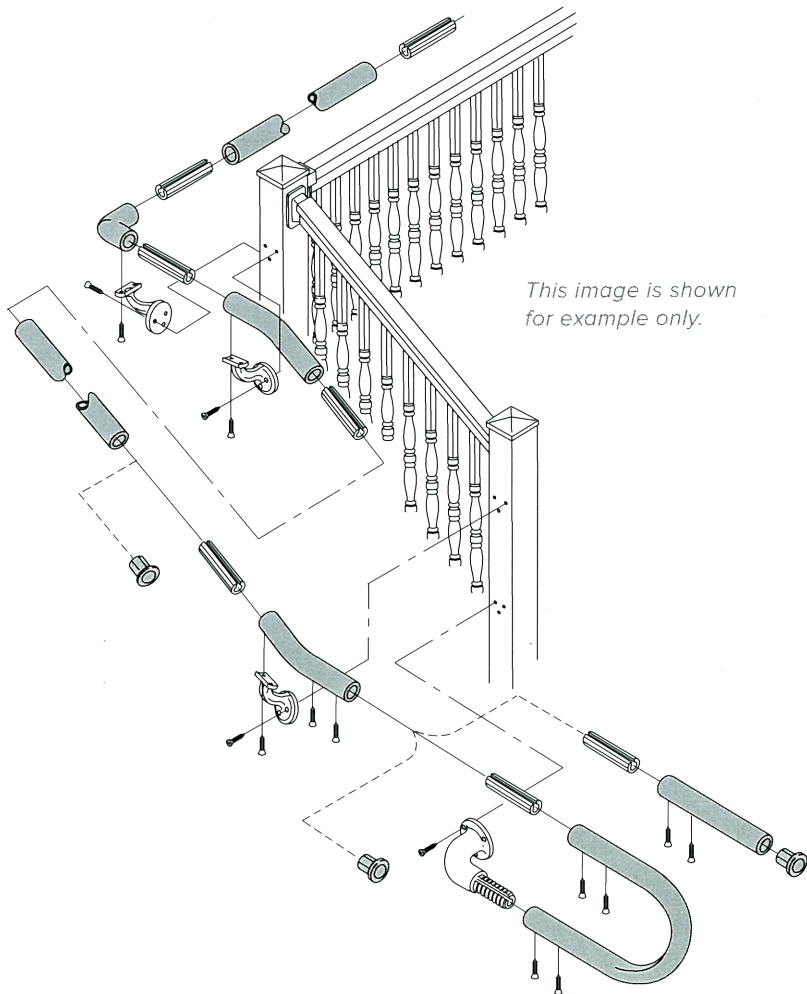
	GLOSS BLACK (01)	GLOSS BRONZE (03)	GLOSS WHITE (02)	SILVER (67)	KONA (04)	TEXTURED BLACK (11)	TEXTURED BRONZE (13)	TEXTURED WHITE (12)	GLOSS BEIGE (09)	BROWN-STONE (05)	SPECKLED WALNUT (69)	REDWOOD (55)	HUNTER GREEN (44)
STOCK													
S.O.*													

\*Special order colors = additional lead times and charges apply.

\*Printed representations may vary from actual product color. Product colors may vary from select manufacturer's product colors.

# ADA ALUMINUM HANDRAIL

ADA Aluminum Handrail adds safety and security without compromising on looks! This handrail is designed to coordinate perfectly with Key-Link's existing railing for a beautiful, functional, and safe railing system.



## STOCK COLORS



## SPECIAL ORDER COLORS



- B END CAP
- C P - LOOP RETURN
- D ADA HANDRAIL BRACKET
- E HANDRAIL CONNECTOR WITH RING
- F 5° RADIUS ELBOW (24")
- H 34° RADIUS ELBOW (24")
- J STRAIGHT HANDRAIL (104")
- K 90° RADIUS ELBOW (24")
- L 6" CORNER MOUNTING BRACKET
- M 0° - 90° UNIVERSAL ELBOW
- O OUTSIDE ELBOW
- P ALUMINUM 90° ELBOW BRACKET
- T STRAIGHT ALUMINUM WALL BRACKET WITH RING
- U ALUMINUM GATE RETURN (+ O)



## CABLE RAILINGS

Family Fence is excited to offer Key Link Cable Railing Systems for your residential or commercial property. Whether you choose from the American or the Arabian series, Key Link Cable Railing offers sleek and modern styles. Best of all, they are durable, maintenance-free and guaranteed to last a lifetime.

Our aluminum cable railing systems with stainless-steel cables are a great addition to a deck or railing project. Our aluminum railings are available in multiple color choices. In addition to Horizontal Cable Rail System, Family Fence now offers a Vertical Stainless Steel Cable Infill Option for their American Series Railings. Fully code compliant, with Stainless Steel spacer bars, this system is designed for easy installation and features self-centering mounting brackets when installed on Key Link Railing Posts.



# CABLE RAILINGS



**AMERICAN SERIES TEXTURED  
WHITE VERTICAL CABLE RAILINGS**



**AMERICAN SERIES TEXTURED BRONZE  
VERTICAL CABLE RAILINGS**



**AMERICAN SERIES TEXTURED BLACK  
HORIZONTAL CABLE RAILINGS WITH  
TIMBERTECH CONTINUOUS TOP RAIL**



**AMERICAN SERIES TEXTURED BLACK  
HORIZONTAL CABLE RAILINGS**



**ARABIAN SERIES GLOSS BLACK  
HORIZONTAL CABLE RAILINGS WITH  
LANCASTER SERIES BOTTOM RAIL  
(CUSTOM HEIGHT)**



**AMERICAN SERIES TEXTURED BRONZE  
HORIZONTAL CABLE RAILINGS**

## POST CAPS & TRIM




Post Cap

Ball Cap

Post Trim

## POSTS, POST WRAP




Newel Post

Post with Welded Plate

6" Aluminum Post Wrap

## FASCIA MOUNT BRACKETS



Inside  
Corner Mount

Outside  
Corner Mount

Line  
Mount

## THIRD RAIL OPTIONS



Third Rail  
Contemporary (American)

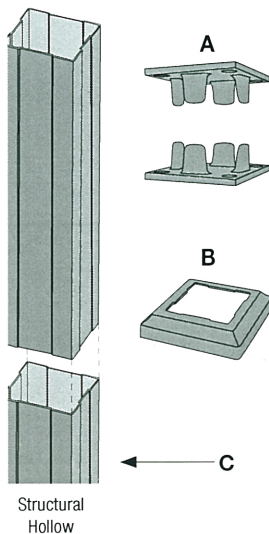
Third Rail  
with Butterfly Accent (Kit)

Third Rail  
Traditional (Kit)

Third Rail  
with Accent Ring (Kit)

## PORCH POSTS

3 1/4" & 4" Structural Porch Posts



A = 3 1/4" TOP & BOTTOM  
MOUNTING PLATES

B = 3 1/4" POST TRIM

C = 3 1/4" x 108" POST

### COLORS





# GLASS RAILINGS


At Family Fence, we offer a wide variety of glass infill options. From solid glass panel to glass balusters, your options are limitless. You can even get a glass infill with a PVC or an aluminum frame.

All of our glass infills are made with tempered glass. Tempered glass is approximately four times stronger than ordinary glass. Unlike ordinary glass, which can shatter into large pieces when broken, tempered glass fractures into small, relatively harmless pieces. Tempered glass is recommended for environments where safety is a concern.

# GLASS RAILINGS




**4" GLASS BALUSTER RAILING WITH  
2 X 3 1/2" PVC TOP RAIL AND PVC FRAME**



**4" GLASS BALUSTER RAILING WITH  
3000 SERIES TOP RAIL AND  
PVC FRAME**



**4" GLASS BALUSTER RAILING WITH  
T-RAIL PVC TOP RAIL AND PVC FRAME**



**4" GLASS BALUSTER RAILING WITH  
3000 SERIES TOP RAIL AND  
PVC FRAME**



**SOLID TEMPERED GLASS WITH  
T-RAIL BEIGE TOP RAIL AND PVC  
FRAME**



**SOLID TEMPERED GLASS WITH T-RAIL  
TOP RAIL AND PVC FRAME**



# PVC RAILINGS

We at Family Fence use only the purest vinyl in our PVC railings. With many custom designs to choose from, Family Fence offers a wide selection of PVC railings.

Choose from our in-stock railings or get creative and design your own “one-of-a-kind” look. At Family Fence, we back our PVC railing products with lifetime warranties. Our PVC railings will give you a lifetime of maintenance-free security! We core drill all of our railings for maximum durability and strength, providing you with a worry free structure that you can rely on daily.

Our PVC railing experts are here to provide you with all of the information necessary to make an educated decision, you just have to call!



# COLOR OPTIONS

## Classic Series

Looking for something simple and timeless? Check out your 4 Illusions "Classic" color options. White, Beige, Gray, and Clay.



CLASSIC WHITE



CLASSIC BEIGE



CLASSIC GRAY



CLASSIC CLAY (NEW!)

ALL COLORS SHOWN ARE APPROXIMATE. SEE PHYSICAL SAMPLE FOR ACTUAL COLOR.



ALL COLORS SHOWN ARE APPROXIMATE. SEE PHYSICAL SAMPLE FOR ACTUAL COLOR.

VRTG-3  
3' high Traditional 1/2" x 1-1/2" baluster, T-Rail top rail and 2" x 3.5" bottom rail in 6' wide sections. Also shown, VTRRAK T-Rail x 8" round column adaptor kit. All in Classic White.

All Railing Styles are available in all Classic Series Colors

# PVC RAILINGS



**T-RAIL COLONIAL SPINDLES WITH COLONIAL POSTS**



**T-RAIL COLONIAL SPINDLES WITH COLONIAL POSTS AND COLUMNS**



**T-RAIL WITH COLONIAL SPINDLES**



**2 X 3 1/2" TOP RAIL WITH SQUARE SPINDLES**



**T-RAIL WITH COLONIAL SPINDLES SQUARE POSTS AND HERITAGE COLUMNS**



**PVC RAILING WITH SECONDARY HANDRAIL**



**7000 SERIES PVC RAILING**



**PVC RAILING 2 X 3 1/2" TOP RAIL AND COLONIAL SPINDLES**



GRAND  
ILLUSIONS™  
COLOR SPECTRUM





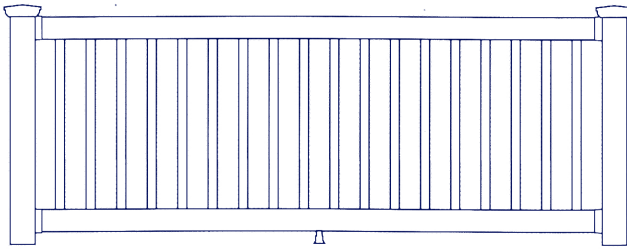
# Railing Styles

“Commercial Strength With Residential Beauty”

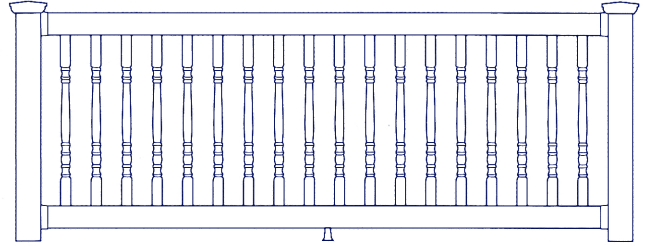
**VR6/8-3 or VR6/8-42**

**Top-Rail Styles**

**VR6/8C-3 or VR6/8C-42**



**2" x 3.5"  
Top Rail**

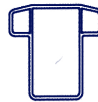



**3' or 42" Height Traditional Pkt. 1.5" x 1.5",  
2"x3.5" Top and Bottom Rail, 6' or 8' Wide**  
NOTE: 3' Height Classic White Available in **QuickShip**

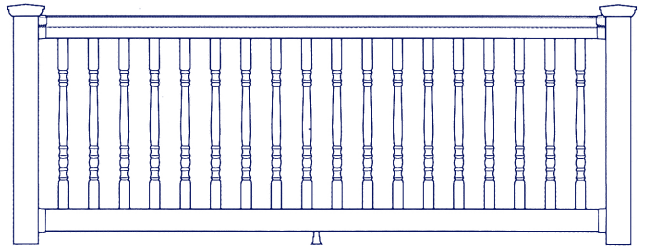
**3' or 42" Height Colonial Spindle Pkt.,  
2" x 3.5" Top and Bottom Rail, 6' or 8' Wide**  
NOTE: 3' Height Classic White Available in **QuickShip**

**VRT6/8-3 or VRT6/8-42**

**VRT6/8C-3 or VRT6/8C-42**



**T-Rail  
Top Rail**

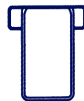
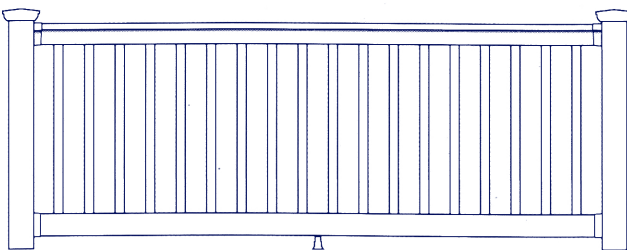


**3' or 42" Height Traditional Pkt. 1.5" x 1.5",  
T-Rail Top and 2"x 3.5" Bottom Rail, 6' or 8' Wide**  
NOTE: 3' Height Classic White Available in **QuickShip**

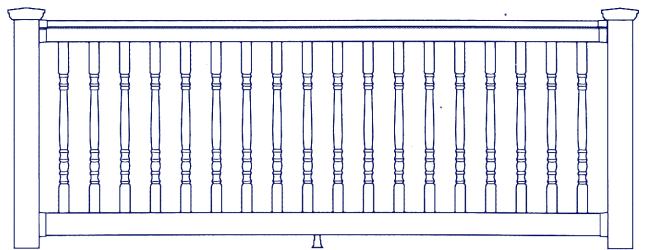
**3' or 42" Height Colonial Spindle Pkt.,  
T-Rail Top and 2"x 3.5" Bottom Rail, 6' or 8' Wide**  
NOTE: 3' Height Classic White Available in **QuickShip**

**VRFT6/8-3 or VRFT6/8-42**

**VRFT6/8C-3 or VRFT6/8C-42**



**Flat T-Rail  
Top Rail**



**3' or 42" Height Traditional Pkt. 1.5" x 1.5",  
Flat T-Rail Top and 2"x 3.5" Bottom Rail, 6' or 8' Wide**

**3' or 42" Height Colonial Spindle Pkt.,  
Flat T-Rail Top and 2"x3.5" Bottom Rail, 6' or 8' Wide**

## STRUCTURAL COLUMNS

# Dependable Strength


Superior's 9' and 10' structural columns are built for durability and beauty. Available in round or square styles and in a variety of colors, columns complement Superior Railing and add refinement to your home.



# STRUCTURAL PORCH POSTS

## Enduring Design

These 9' structural vinyl posts bring classic style to your porch, while pairing perfectly with your Superior Railing. Their dependable, low-maintenance design means you can enjoy them worry-free for years.



# FAMILY FENCE

2207 NEWBRIDGE RD, BELLMORE NY 11710

