

FAMILY FENCE



516-783-4904

www.familyfence.net



PVC FENCE • ALUMINUM FENCE • WOOD FENCE
WOODGRAIN PVC FENCE • CHAINLINK FENCE • BABY LOC FENCE



2207 NEW BRIDGE RD. BELLMORE NY 11710

FAMILY FENCE



516-783-4904

www.familyfence.net



Family Fence is a trusted and reliable Long Island fence company with over 20 years of experience. We have been proudly serving Nassau, Suffolk and Queens counties with unparalleled customer service. Our knowledgeable staff is available to assist you every step of the way so that you choose the selection best suited for your home or business.

Family Owned Long Island Fence Company

From our expert consultation services, to our reliable fencing products and reasonable prices, you can rest assured that you're in good hands. Our team will oversee your project providing close attention to every single detail from start to finish.

We back all of our products, from a residential yard or pool fence to a large scale commercial chain link fence project with the same guarantee. As proud members of the Bellmore Chamber of Commerce, we ensure that our work is completed with integrity and backed by outstanding service.

Here's what you can expect when you hire us:

- ✓ Prompt, courteous service
- ✓ Affordable installation rates
- ✓ Quality materials and craftsmanship

FOR OUR MOST UP TO DATE FINANCING OFFERS
AS WELL AS TO VIEW OUR CUSTOMER REVIEWS



PRIVACY



PVC FENCE INSTALATION EXPERTS

Family Fence is proud to offer multiple PVC style and color options for both residential and commercial applications. Family Fence products are MADE IN THE USA and manufactured in state-of-the-art facilities. We have been manufacturing, distributing and installing fence products for almost 20 years.

Our PVC fence is made from the very highest quality 100% pure virgin vinyl. Our PVC fence has the durability to sustain itself against the elements allowing it to require virtually zero maintenance and ensuring longevity. All of Family Fence's white PVC fences are also backed by a limited lifetime warranty.

Our manufacturing facility is equipped to provide customization, allowing you to achieve the perfect fence that would compliment your home. We also carry Illusions Vinyl Fence, which offers the largest selection of colors and wood grain options available.

Call us or visit our showroom today. Our trained experts are here to answer all of your questions and assist you in creating your ideal fence.



PRIVACY



Privacy Panels feature "V-Jointed tongue and groove board and come with a wide variety of decorative tops. Privacy fence panels include a metal reinforcement channel in the bottom rail to help create a stronger and longer lasting fence. We pride ourselves on offering a Privacy Panel for every taste. They are also offered in color and woodgrain.



PRIVACY



**PRIVACY WITH
DIAGONAL LATTICE**



**PRIVACY WITH
SQUARE LATTICE**



**PRIVACY WITH
SMALL DIAGONAL LATTICE**



**PRIVACY WITH OLD
ENGLISH LATTICE**



**PRIVACY WITH
STRAIGHT PICKET TOP**



**PRIVACY WITH
FRAMED PICKET TOP**



**PRIVACY WITH
STEPPED PICKET TOP**



**PRIVACY WITH
SCALLOPED PICKET TOP**



PRIVACY



SEMI-PRIVACY

V500H-KD

NEW




HORIZONTAL SEMI-PRIVACY WITH 3" BOARDS




V215D

SMALL DIAGONAL LATTICE



V5QL

OLD ENGLISH LATTICE



V215S

SQUARE LATTICE

The IllusionsVinyl Fence Semi-Privacy line has one of the largest selections offered and is specially designed for basic privacy without a "closed in" feeling. This extensive selection offers standard semi-privacy styles with space between the boards to allow air to flow through as well as the known Board-on-Board styles with overlapping boards that provide both privacy and airflow.

Also popular in the Semi-Privacy series is "Old English Lattice". It's designed to look like a vinyl version of the common fence style used for growing vines, gardens and hedgerows. Semi-Privacy fence panels include a metal reinforcement channel in the bottom rail to help create a stronger and longer lasting fence. Available in coors and woodgrains.



V5006

SEMI-PRIVACY WITH 6" BOARDS



V5215D

SEMI-PRIVACY WITH 6" BOARDS AND DIAGONAL LATTICE



V500A

SEMI-PRIVACY WITH ALTERNATING 6" AND 1- 1/2" BOARDS



V500

SEMI-PRIVACY WITH 3" BOARDS



V210

BOARD ON BOARD



V210D

BOARD ON BOARD WITH DIAGONAL LATTICE



V2700

BOARD ON BOARD WITH STRAIGHT PICKET TOP




V2701

BOARD ON BOARD WITH FRAMED PICKET TOP



CLASSIC VICTORIAN PICKET



1-1/2" X 1-1/2" STRAIGHT TOP PICKET



1-1/2" X 1-1/2" SCALLOPED PICKET



1-1/2" X 1-1/2"
STAGGERED TOP PICKET



1-1/2" X 1-1/2"
STAGGERED PICKET



1-1/2" X 1-1/2"
STEPPED TOP PICKET



1-1/2" X 1-1/2"
FRAMED TOP PICKET



1-1/2" X 1-1/2"
ARCHED TOP PICKET



1-1/2" X 1-1/2"
STAGGERED SCALLOPED PICKET



1-1/2" X 1-1/2"
FRAMED STAGGERED
PICKET

One of the most popular fence styles in the USA is the Illusions Vinyl Fence Classic Victorian Picket.

Using 1-1/2" x 1-1/2" pickets, it is a maintenance free look alike of the old red cedar fence. All of the panels are carefully designed with the classic look in mind and are available in colors and woodgrains.



CONTEMPORARY PICKET



Illusions Contemporary Picket Fence offers what is known as the "good neighbor" approach to fencing. It is a fence that features both sides of the panels being exactly the same. The pickets are assembled THROUGH the rails instead of simply being attached to them. Available in colors and woodgrains.



**7/8 X 3" PICKETS W/
DOG-EAR PICKET CAPS**



**7/8 X 3" ARCHED PICKETS W/
DOG-EAR PICKET CAPS**



**7/8 X 3" PICKETS W/POINTED
PICKET CAPS**



**7/8 X 3" SCALLOPED PICKETS
W/POINTED PICKET CAPS**



**7/8 X 3" STEPPED PICKETS
W/ POINTED PICKET CAPS**



**7/8 X 3" PICKETS W/ POINTED
PICKET CAPS
(REDUCED SPACING)**



**7/8 X 1-1/2" PICKETS W/
POINTED PICKET CAPS**



**7/8 X 1-1/2" PICKETS W/
POINTED PICKET CAPS
(REDUCED SPACING)**



**7/8 X 1-1/2" SCALLOPED
W/ POINTED PICKET CAPS
(REDUCED SPACING)**

POST & RAIL



Illusions Post & Rail fence is available with three different styled rails for the Two-Rail, Three-Rail, Four Rail, or Crossbuck fence. Whatever setting you may have, Illusions has the look you want and the strength you need. You can also get your Illusions Post & Rail styles in Grand Illusions colors and woodgrains.




2-RAIL



3-RAIL



4-RAIL



CROSSBUCK



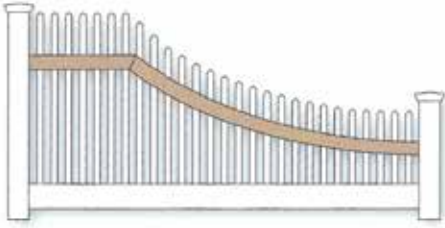
2-RAIL DIAMOND



3-RAIL DIAMOND

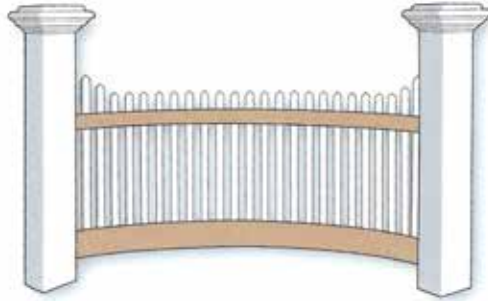


CURVES & TRANSITIONS



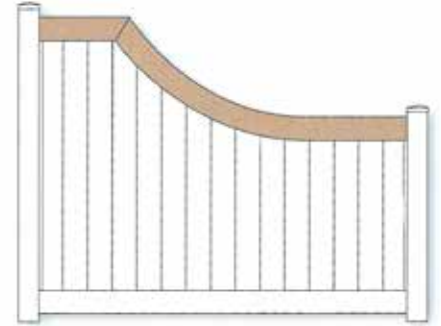
WATERFALL "A" SLOPE RAIL

Available in ALL fence styles



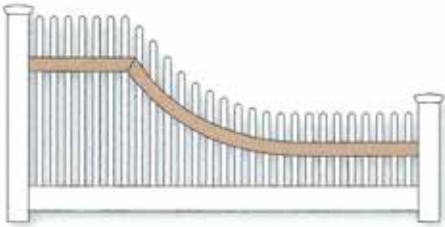
RADIUS "E" RAIL

Available in ALL fence styles



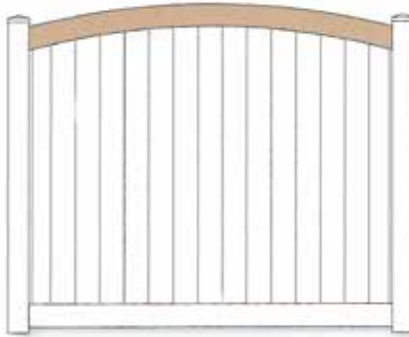
WATERFALL "H" RAIL

Available in ALL full privacy and Semi-privacy fence styles



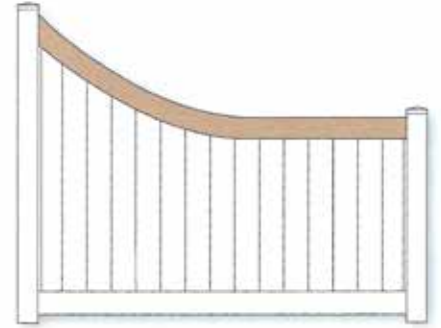
WATERFALL "B" SWEEP RAIL

Available in ALL fence styles



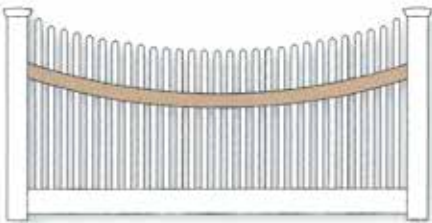
CROWNED "F" RAIL

Available in ALL full privacy and Semi-privacy fence styles



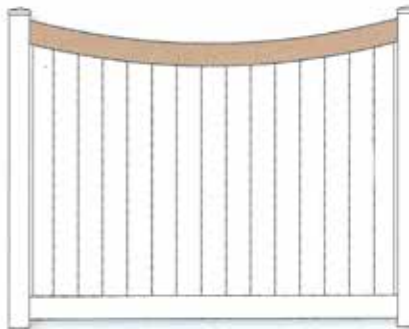
SWEEP "I" RAIL

Available in ALL full privacy and Semi-privacy fence styles



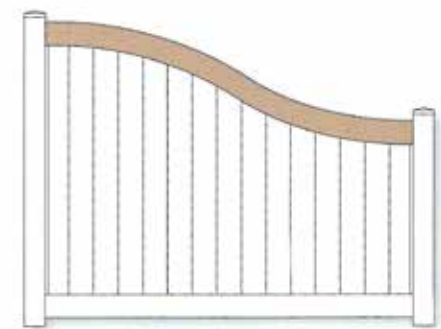
SCALLOPED "C" RAIL

Available in ALL fence styles



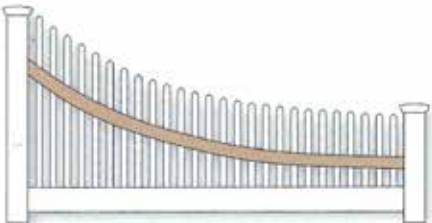
SCALLOPED "G" RAIL

Available in ALL full privacy and Semi-privacy fence styles



S-CURVED STYLED "J" RAIL

Available in ALL full privacy and Semi-privacy fence styles



SWEEP "D" RAIL

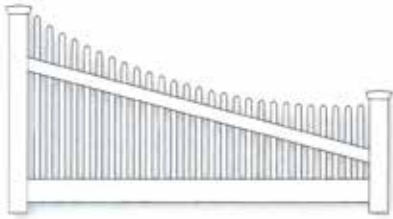
Available in ALL fence styles



CURVES & TRANSITIONS

Simple to Order Matching Accessories for Your Illusions Vinyl Fence


Transition sections are used when you need to change the height of a fence run. Perfect for back yard to front yard height adjustments, ending sections, corner accents, and more! All rails are available in all colors and woodgrains



SW-A (Sweep Pickets / Angled Rail)
Available in ALL picket fence styles



SW-S (Sweep Pickets / Straight Rail)
Available in ALL picket fence styles



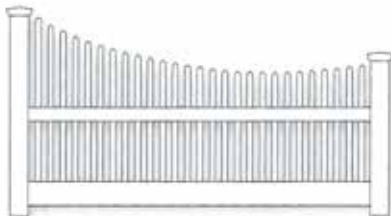
TAP-A (Tapered Pickets / Angled Rail)
Available in ALL picket fence styles



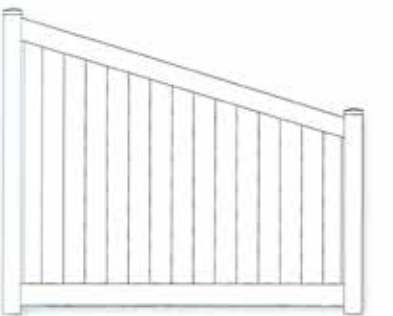
TAP-S (Tapered Pickets / Straight Rail)
Available in ALL picket fence styles



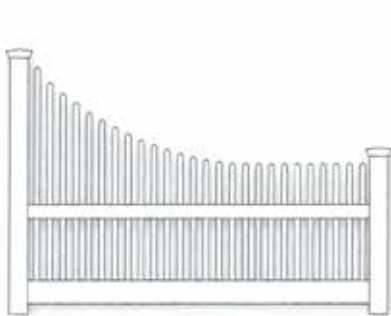
SCAL-A (Scalloped Pickets / Angled Rail)
Available in ALL picket fence styles



SCAL-S (Scalloped Pickets / Straight Rail)
Available in ALL picket fence styles



TAPER (Straight Taper)
Available in ALL privacy and Semi-privacy styles



SL-S (Sloped Pickets / Straight Rail)
Available in ALL picket fence styles



Illusions Classic **V3215DS** section with a transition s-curved "J" Rail top and mid-rails. Shown in Classic Gray and White.



"D" - RAIL

VBD300 Illusions Classic V300 section with a curved "D" Rail style transition top rail. Shown in Classic White.



POST CAPS



Picket Caps



HARDWARE

Hinges

All Illusions Gate Hardware is custom designed to our specifications and manufactured using only the highest quality materials held to the same rigorous standards we use for all of our products. Many of our products are available in black, white, and bronze. Use a Vinyl Gate Stopper (VGS or VGSH) on all gates and two sets of Drop Rods (DRAS) on double drive gates.



CPH55
CORNER PLATE HINGE
(Black or White)
(Sold in pairs)



CPH55S
SPRING LOADED CORNER PLATE HINGE
(Black, White, or Bronze)
(Sold in pairs)



THSL
TRUE-CLOSE SPRING HINGE
(Black Only)
(Sold in pairs)



THAD-BK
ADJUSTABLE TRUE-CLOSE SPRING HINGE
(Black or White)
(Sold in pairs)



IESH
X-TRA STRONG HINGE
(Black or White)
(Sold in pairs)

Latches

MLDD-BK
MAGNETIC GATE LATCHES
(Black or White)

MLS-BK
SMALL MAGNETIC GATE LATCHES
(Black or White)

HLSS
STAINLESS STEEL HATCHET LATCH
(Black, White, or Bronze)

V21SS
STAINLESS STEEL GRAVITY LATCH W/PLATE
(Black, White, or Bronze)

V21LL
GRAVITY LATCH KEYED 2-SIDES
(Black or White)

Misc.

DRAS OR DRAS48
24" OR 48" DROP ROD
(Black or White)
(Bronze Also for 24")

VGSH
GATE STOP/HANDLE COMBO
(Black or White)

VHDL
GATE HANDLE
(Black, White, or Bronze)

VGS
PVC GATE STOP
(Black or White)

CSB-12SS
STAINLESS STEEL SPRING CLOSER
(Black or White)

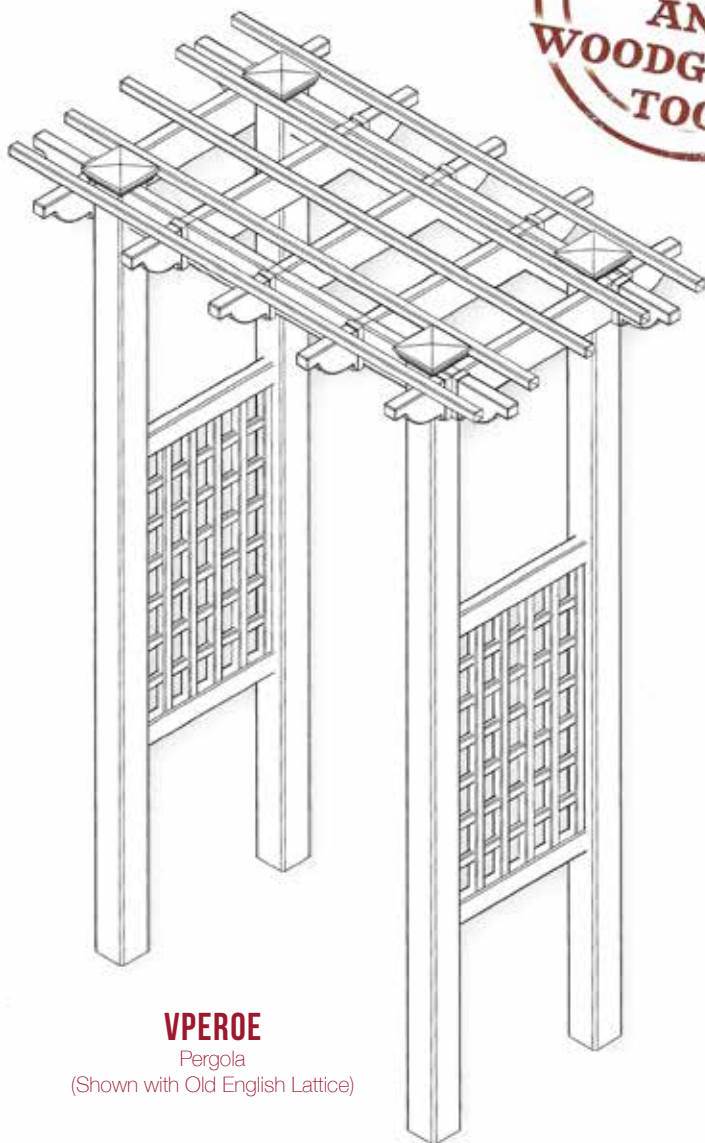
NOTE: Items on this page are not to scale.



— ABBORS & PERGOLAS —


Illusions Arbors & Pergolas are an important option to help add flair to your fence installation by taking it from a good looking fence to a great looking fence install in one simple step. Use with a gate or as a fun ornament for your landscaping.

AVAILABLE
IN
COLORS
AND
WOODGRAINS
TOO!



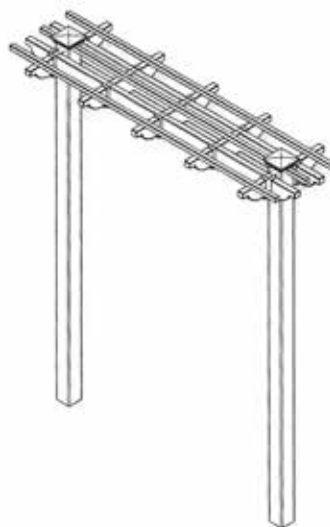
VPEROE

Pergola
(Shown with Old English Lattice)



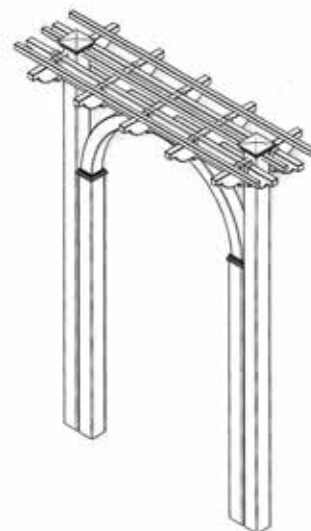
VARBG

Vinyl Arbor
(Lattice styles interchangeable)
(Shown with Square Lattice)



VPER2P

Pergola
2 Post Pergola



VPER4P

4 Post Pergola with Arch




ABBORS & PERGOLAS



V3707-6 6' high privacy fence with scalloped Classic Victorian Picket top and matching VWG3707-46 walk gate and VPER0E pergola with Old English Lattice. All shown in Classic Clay and Classic White.



VPER2P



VARBG (Diagonal Lattice)



VARBG (Small Diagonal Lattice)



VPER4P



COLOR OPTIONS

Classic Series

Looking for something simple and timeless? Check out your 4 Illusions "Classic" color options. White, Beige, Gray, and Clay.



CLASSIC WHITE



CLASSIC BEIGE



CLASSIC GRAY



CLASSIC CLAY (NEW!)

ALL COLORS SHOWN ARE APPROXIMATE. SEE PHYSICAL SAMPLE FOR ACTUAL COLOR.





Color Vinyl Fence!

All Illusions Fence Styles are available in ALL colors!

Grand Illusions Color Spectrum™ is the next evolution of a product. Choose from 32 different low gloss colors of vinyl fence. You can even let your creativity flow by mix 'n' matching your colors to create incredible fence installations.



Black



Brown



Hunter Green



Slate Gray

Grand Illusions Fence Products

Eastern Grand Illusions Vinyl Fence is manufactured in facilities that have been operating for over 40 years. One of the main priorities for these manufacturing sites is that they remain up to date, employing the most current manufacturing practices in their state of the art facilities. All vinyl fence products are made with only 100% pure virgin vinyl that meet or exceed ASTM F964 specifications. Color and woodgrain vinyl fence options are also available through the amazing, new Grand Illusions Series at Family Fence on Long Island.

View our gallery or try out the Illusions Fence Design Center to create your own colorful landscape! The Grand Illusions Color Spectrum Vinyl fence colors have been specifically selected to match other home accents such as shutters, window and door trim, siding, etc.

The Grand Illusions Vinyl Wood Bond series of wood grain vinyl fence is one of the most innovative products to hit the fence industry since vinyl fence itself. It's referred to as being a "game changer" when first seen by many Long Islanders since the grain is extremely natural looking - even when up close and personal!



GRAND ILLUSIONS

VINYL WOODBOND


WOODGRAIN VINYL FENCE



YES!
THIS IS
VINYL!




NEW COLOR
Driftwood




Mahogany




Walnut



Rosewood



Eastern
White Cedar



Driftwood

ALL COLOR SWATCHES SHOWN ARE APPROXIMATE. SEE PHYSICAL SAMPLE FOR ACTUAL COLOR.

(ALL GRAND ILLUSIONS COLORS AND WOODGRAINS AVAILABLE IN ASSEMBLED PANELS ONLY)

V300-6 6' Height shown in Grand Illusions Vinyl WoodBond Eastern White Cedar with French Gothic (V58FG) post caps

www.illusionsfence.com



familyfency.com



Endless Color Possibilities...

All of these beautiful low gloss Grand Illusions Color Spectrum colors are created to match common home accent colors. You can Mix 'n' Match™ them with any other Illusions colors as well. (These colors are not available through the QuickShip™ program. Ask your local dealer for delivery times.)

ALL STYLES AVAILABLE IN ALL COLORS.

Colors shown are approximate. See physical sample for actual color.



Patio White



Tan



Seacoast Gray



Eastern Green



Barn Red



Adobe



Autumn Orange



Federal Blue



Colonial Yellow



Millennium Gray



Evergreen



Sahara



Brick Red



Olive



Burgundy



Antique White



Brownstone



Prairie Dust



Sky Blue



Sage



Midnight Blue



Atlantic Blue



Bordeaux



Forest Green



Seafoam Green



Vintage Wine



Desert Sand



Dark Royal Blue

Need a custom color?

Give us a swatch and we'll match it!

The *Grand Illusions Color Spectrum "Designer Series"* allows you to match any color. This creates limitless color possibilities for any fence application.





Rosewood



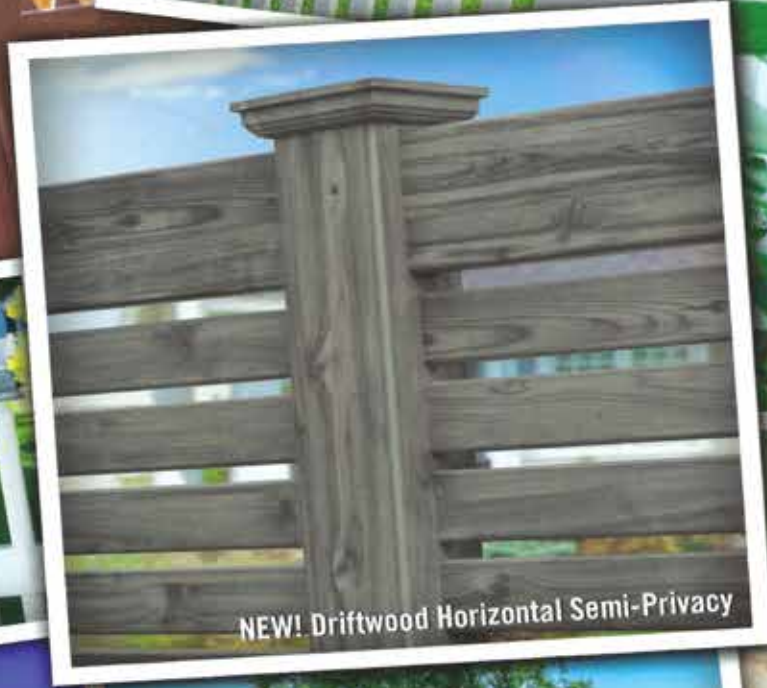
Classic White



Patio White



Classic White



NEW! Driftwood Horizontal Semi-Privacy



Classic White



Black



Eastern White Cedar

SEE WEBSITE OR FULL SIZED 104 PAGE BROCHURE FOR TONS MORE STYLES AND PHOTOS!



Patio White & Sahara



Classic Gray



Hunter Green



BUFFTECH FENCES

Bufftech offers unsurpassed performance. Since there are many styles to choose from, you can be certain to always find what you are looking for. From privacy to traditional to white or custom blends, we are proud to not only offer a high-quality product and industry-leading textures, but also expert consultation, design and installation.

When purchasing from Family Fence know that you are buying from a family owned and operated company that's proud of its history and integrity. A company that has been in business for over 20 years; servicing all of Long Island, as well as Queens and other parts of the New York area. We have been consistently providing our customers with honest and reliable service.





Bufftech[®] Molded Fence

The Bufftech Advantage starts with details.

Patented Construction

Rotationally-molded allowing realistic granite-stone appearance and dramatic wood texture.

Internal Reinforcement

with galvanized steel to withstand significant impact or wind load without compromising aesthetics.

Sound Barrier

Blocks 98% of direct sound.

Color & Texture

Bufftech fence products set the standard for the latest innovations in decorative privacy. From our proprietary manufacturing process to our vibrant colors, CertainTeed is the undisputed leader in color and texture. Our TrueTexture™ finish is molded from real wood and stone to deliver the most authentic look available today. Plus, Bufftech is virtually maintenance-free, and never needs staining or painting. For complete style and color specifications, see page 58.

Allegheny*



Sherwood



Colors throughout this brochure are simulated.

Consult product color samples before making final selection.



Bufftech



Sherwood



Sherwood

Bufftech's patented design of rotationally-molded fence allows realistic wood appearance and superior performance. Extremely durable, Sherwood provides excellent sound absorption for a quieter outdoor space.

Panel Sizes: 6' x 6', 4' x 8'

Heights: 4' & 6'

Stackable: 8'

Steel Reinforced Panels






Sherwood in Gold Cedar



4'x 8' panels are stackable.





Allegheny

Bufftech's patented design of rotationally-molded fence allows realistic stone appearance and superior performance. Allegheny has excellent impact-resistance and creates an excellent sound barrier.

Panel Sizes: 6' x 6', 4' x 8'

Heights: 4' & 6'

Stackable: 8' & 12'


Steel Reinforced Panels



STC 26



Chesterfield CertaGrain® Texture



Allegheny

Bufftech's patented design of rotationally-molded fence allows realistic stone appearance and superior performance. Allegheny has excellent impact-resistance and creates an excellent sound barrier.



Panel Sizes: 6' x 6', 4' x 8'
Heights: 4' & 6'
Stackable: 8' & 12'
 Steel Reinforced Panels




Chesterfield CertaGrain® Texture

Bufftech's authentic woodgrain texture and "multi-chromatic" color blends recreate the natural beauty of stained wood in an easy-to-maintain vinyl design. Top rails in ColorLast® colors feature reinforcement for added strength and durability.



Heights: 4', 5' & 6'
Picket Style: 7/8" x 7" Tongue & Groove
 Steel Reinforced Bottom Rail

Cap Styles (shown in Sierra Blend)



Customers look to CertainTeed for the latest innovations in style and performance. We're bringing you privacy in a different view with Chesterfield's expanded selection of CertaGrain® Texture Decorative Accents and Styles.

Add a unique, decorative style in one of four rich blend colors with Chesterfield Concave and Convex to make your fence stand out among the rest.



with Convex  STC 21

Heights: 6' & 6-1/2'

Picket Style: 7/8" x 7" Tongue & Groove
Steel Reinforced Bottom Rail



with Concave  STC 21

Heights: 6'

Picket Style: 7/8" x 7" Tongue & Groove
Steel Reinforced Bottom Rail



Transition from low to high fence sections. These specially designed fence sections provide an appealing way to unify your fence installation.



with S Curve   STC 21

Heights: Transitions from 6' to 4'
Picket Style: 7/8" x 7" Tongue & Groove
 Steel Reinforced Bottom Rail



with Swoop   STC 21

Heights: Transitions from 6' to 4'
Picket Style: 7/8" x 7" Tongue & Groove
 Steel Reinforced Bottom Rail



For homeowners who like their privacy with a touch of style, the Chesterfield with Victorian Accent or with Spindle Accent offers two great choices.



with Victorian Accent   STC 21

Heights: 4' 10" plus 1' 2" Accent
Picket Style: 7/8" x 7" Tongue & Groove
 Steel Reinforced Bottom Rail



with Spindle Accent*   STC 21

Heights: 4' 10" plus 1' 2" Accent
Picket Style: 7/8" x 7" Tongue & Groove
 Steel Reinforced Bottom Rail



*Spindle Accent available in Black only



BROOKLINE



Brookline CertaGrain® Texture

Bufftech's woodgrain texture offers the authentic visual of wood in an easy-to-maintain vinyl design. Both top and bottom rails feature steel reinforcement for added strength and durability.



Heights: 4', 5' & 6'

Picket Style: 7/8" x 7" Tongue & Groove

Post Centers: 6'

Steel Reinforced Top & Bottom Rail

Cap Styles (shown in Sierra Blend)



Textured Flat Top External Textured New England



IMPERIAL



White

Almond

Natural
Clay

Weathered
Blend

Timber
Blend

Frontier
Blend

Arbor
Blend

Arctic
Blend

Brazilian
Blend

Sierra
Blend

Imperial Select Cedar Texture



Heights: 4', 5' & 6' (5' & 6' include midrail)

Picket Style: 7/8" x 3"

Picket Spacing: 7/16"

Steel Reinforced Bottom Rail

Cap Styles (shown in Sierra Blend)



Textured
New England



Textured
Flat Top External



BREEZEWOOD



Breezewood Select Cedar Texture in Arctic Blend

White

Almond

Natural
Clay

Weathered
Blend

Arctic
Blend

Brazilian
Blend

Sierra
Blend

Breezewood Select Cedar Texture

Thru-picket "good neighbor", modern design is equally attractive on both sides. Top rails in ColorLast® colors feature reinforcement for added strength and durability.

Heights: 4', 5' & 6'

Picket Style: 7/8" x 3"

Picket Spacing: 21/32"

Steel Reinforced Bottom Rail





Cap Styles (shown in Sierra Blend)



Textured
Flat Top External

Textured
New England



POST & RAIL



4-Rail CertaGrain Texture In Sierra Blend

White

Weathered Blend

Arctic Blend

Brazilian Blend

Sierra Blend

4-Rail CertaGrain Texture

Bufftech's post & rail fence provides a safe, reliable enclosure for horses and other livestock. Available with CertaGrain Texture, our post & rail fence offers the authentic look of painted wood fence with the durability, low maintenance and proven performance of Bufftech's premium vinyl design.

Rail Size (White): 1-1/2" x 5-1/2" Ribbed
Rail Size (Blend Colors*): 2" x 6" Ribbed Reinforced Rails



DANBURY



Danbury Select Cedar Texture in Sierra Blend



Danbury Select Cedar Texture Straight/Concave

Thru-picket "good neighbor" design is equally attractive on both sides. Thru-picket styles are 8' wide.

Heights: 4'
Picket Style: 3" Pointed Picket
Picket Spacing: 2-15/16"
Steel Reinforced Bottom Rail

Cap Styles (shown in Sierra Blend)



Textured Flat Top External

Textured New England



CHAIN LINK FENCE SYSTEMS

We carry a full line of residential and commercial grade coated chain link fence products for our customers on Long Island and the surrounding areas. The System 21 fence line is available in your choice of green, black, white or brown.

Our chain link coating process bonds a resilient protective layer of a powder polyester coating over extra heavy gauge pipes, gates, fittings and wires, giving the entire system an attractive finish with extended durability that will last for years to come.

We also offer a complete line of residential and commercial/industrial grade galvanized chain link fence fabric (mesh), frame work, gates and accessories for any project you wish to achieve. We build our gates to your custom specifications. Whether you need a small walk gate or an internal industrial slide gate with a 26 foot opening, we make them in your choice of colored or galvanized finish. All necessary hardware is provided as well.

Enhance Your Home
with
Color!

System21™

Quality & Features make the difference!

The **System21™** Fence System is available in your choice of green, black, white and brown. Our exclusive coating process bonds a tough resilient protective layer over extra heavy gauge steel pipe, fittings & wire, giving the entire system an attractive finish with an extended durability that will last for many years.

GREEN

BROWN

BLACK

Choose from System21™ options

- Driveway and Walk Gates
- Variety of Meshes to Choose From
- Non-climbable Pool Meshes
- High Security Heavy Gauges
- Complete Tennis Courts

There is a full-color
System21™ fence
that's right for your home!

FAMILY FENCE
516-783-4904
www.FamilyFence.net

*Eastern
Fence®*





Built for Strength, Built to Last.



Superior poly-coated, open-weave mesh black fabric offers high tensile strength and excellent UV stability. Won't rip, stretch or fade! Resists mildew, fungi and bacteria. And cleaning is a breeze!


Solid brass double-ended latches with stainless steel spring-loaded trigger mechanism will never rust or corrode.



High-quality black polyester bonded thread adds strength and stability.



Matching, neutral-colored caps fit snugly into deck sleeves when fence is removed.



Premium aluminum poles are non-corrosive, rust-proof and color matched to our black fabric.

BABY-LOC is simple to put up and take down, and it easily rolls up for fast storage when not in use.



BABY-LOC is also the perfect choice for a raised deck or dock. Neutral black see-through mesh blends beautifully with any decor.



Bring Style *and* Substance to Your Property...

Key-Link is an affiliate company of Superior Plastic Products and a leading manufacturer of quality aluminum fencing and railing for both residential and commercial projects.



MODERN & CONTEMPORARY ALUMINUM

Key-Link's lightweight aluminum fencing brings both attractiveness and safety to your home or business. Designed and built to last, this fencing gives you the freedom to enjoy the outdoors without having to worry about maintenance.

All of Key-Link's railing is engineered to our exacting standards and fabricated and tested in the USA. Our fencing is designed for an easy install, with a "no screw" assembly process, and can be used for both residential and commercial applications. All of our fencing comes with a limited lifetime warranty.

Powder Coating for Durability



Each piece of our aluminum rail is expertly coated with AAMA 2604 powder coating for resistance to sun, heat, and humidity. This powder coating is one of the most economical, longest-lasting, and color-durable finishes on the market today.

Benefits of AAMA 2604 Coating

- Resistant to chipping, fading, scratching, and wearing
- Increases the life of the product
- Protects from harsh elements
- Colors stay bright and vibrant
- No toxic compounds released during coating process

For architectural projects that require long-term cosmetic and functional protection, AAMA 2605 coating is available. This is a more expensive coating, but provides additional resistance to moisture and weathering.

KeyLinkOnline.com



ALUMINUM FENCES

Key-Link's 2000 Series Aluminum Fence System is made in the USA and manufactured with high quality aluminum. All components are powder coated to ensure a quality controlled (AAMA 2604) paint surface that will last for years to come.

This series offers a "no screw" assembly process, affording ease of installation and aesthetically pleasing results. The 2000 Series Fence can be used for residential, commercial and pool applications in a variety of style and color options.

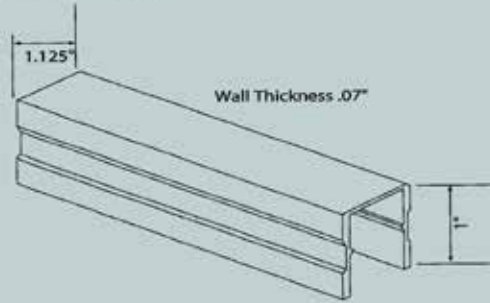
Key-Link's 4000 Series Aluminum Fence System (recommended for commercial aluminum fence application) is offered in a variety of colors, finials and rail design. Additionally, custom picket spacing is also available as well as matching gates. Hidden picket fasteners (patent pending) bring a sophisticated, streamlined look, enhancing any residential or commercial property.



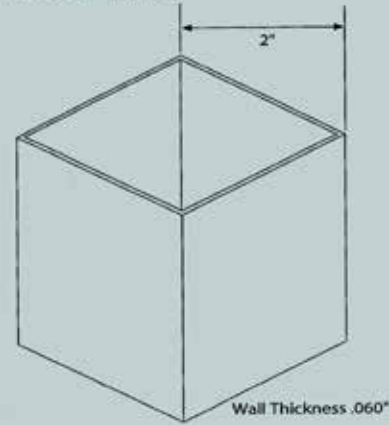
2000 SERIES

Residential 200000 Series

Rail Wall



Post Wall



Fence Section



2000 SERIES


RAILS 1.125" X 1" .065 WALL

PICKETS 5/8" 5/8" .045 WALL


POSTS 2" X 2" .060 WALL



2048



2148 • 2160



2172



2248 • 2260



2254



2354



2336 • 2348 • 2360



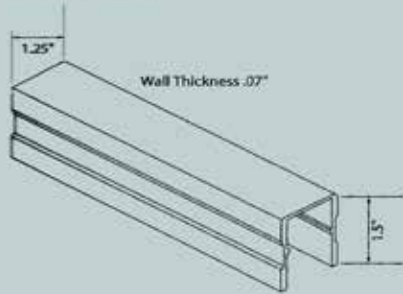
2372



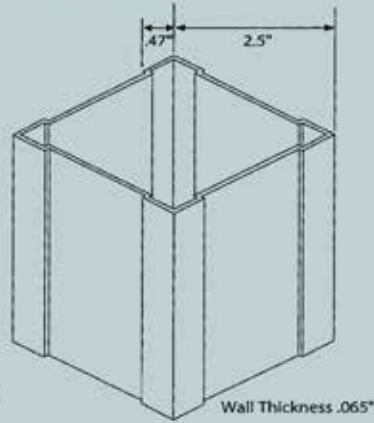
4000 SERIES

Commercial 400000 Series

Rail Wall



Post Wall



Fence Section



4000 SERIES


RAILS 1.25" X 1.5" .070 WALL

PICKETS 3/4" X 3/4" .053 WALL

POSTS 2 1/2" X 2 1/2" .065 WALL



4048 • 4054



4148 • 4160 • 4172



4248 • 4260



4254



4354



4348 • 4360 • 4372



GATES

Eastern Ornamental gates feature an all welded design for maximum strength. You can choose a straight top design that matches the fencing or a decorative arched top design that gracefully rises above the fence height to accent the gate area. Special size openings are also available to fit between existing columns or non-standard opening requirements.

ALSO AVAILABLE IN
BRONZE



4' Wide - EOGF440VA-BK ACCENT GATE



4' Wide - EOGF44200-BK
5' Wide - EOGF54200-BK
MATCHING GATE



4' Wide - EOGF44200A-BK
ACCENT GATE



4' Wide - EOGF454200-BK
5' Wide - EOGF554200-BK
MATCHING GATE



4' Wide - EOGF454200A-BK
ACCENT GATE



4' Wide - EOGF44202-BK
5' Wide - EOGF54202-BK
MATCHING GATE



4' Wide - EOGF44202A-BK
ACCENT GATE



4' Wide - EOGF454202-BK
5' Wide - EOGF554202-BK
MATCHING GATE



4' Wide - EOGF454202A-BK
ACCENT GATE



4' Wide - EOGF44101-BK
5' Wide - EOG54101-BK



4' Wide - EOGF440V-BK
5' Wide - EOG540V-BK
MATCHING GATE



4' Wide - EOGF440VA-BK
ACCENT GATE



4' Wide - EOGF454200-BK
MATCHING GATE

ESTATE AND INDUSTRIAL SLIDE GATES

Eastern Ornamental Aluminum® Estate and Industrial Gates are available in a variety of heights and openings. Estate Driveway Gates feature 3/4" square pickets in an all welded U-Frame design. Industrial Slide Gates feature 1" square pickets. **Add circles, finials or scrolls to further enhance the beauty of these elegant entrance gates.**

PICKET TOPS



A



C



E



F



B



D



G

EASTERN ORNAMENTAL ALUMINUM® INTERNAL SLIDE GATES ALSO AVAILABLE



FENCE STYLE

	Width Options	Fence Height	2" x 2" Posts Height	2½" x 2½" Posts Height	Quad or Spear Finial	Ring Option	Short Picket Option	Pool Friendly	Racking	Convex or Concave
2048	6'	48"	78"	-	-	-	-		20"	-
2148	6'	48"	78"	-	✓	✓	✓	-	20"	✓
2160	6'	60"	90"	-	✓	✓	✓	-	20"	✓
2172	6'	72"	102"	-	✓	✓	✓		20"	No
2248	6'	48"	78"	-	✓	-	✓	-	20"	-
2260	6'	60"	90"	-	✓	-	✓		20"	-
2254	6'	54"	84"	-	✓	-	✓		20"	-
2354	6'	54"	84"	-	-	✓	✓		20"	-
2336	6'	36"	66"	-	-	✓	✓	-	20"	-
2348	6'	48"	78"	-	-	✓	✓	-	20"	-
2360	6'	60"	90"	-	-	✓	✓		20"	-
2372	6'	72"	102"	-	-	✓	✓		20"	-
4048	6', 8'	48"	-	78"	-	-	-		18", 20"	-
4054	8'	54"	-	84"	-	-	-		18"	-
4148	8'	48"	-	78"	✓	✓	✓	-	18"	✓
4160	8'	60"	-	90"	✓	✓	✓	-	18"	✓
4172	8'	72"	-	102"	✓	✓	✓		18"	-
4248	8'	48"	-	78"	✓	-	✓	-	18"	-
4260	8'	60"	-	90"	✓	-	✓		18"	-
4254	8'	54"	-	84"	Spear	-	✓		18"	-
4354	6', 8'	54"	-	84"	-	✓	✓		18", 20"	-
4348	6', 8'	48"	-	78"	-	✓	✓	-	18", 20"	-
4360	8'	60"	-	90"	-	✓	✓		18"	-
4372	8'	72"	-	102"	-	✓	✓		18"	-

Stock Colors



Special Order Colors



Finial Options



Ring Option



Short Picket Option



Arched Top Gate Option



Convex Option



Concave Option



Caps & Trim Ring



Optional 2½" Flat & Ball Caps Available in Matching Colors. Fence Gates Available for All Systems in 3', 4' & 5' Lengths (nominal)

Horizontal Fence Rails Measure 1.25" x 1.5" • Vertical Picket Dimensions ¾" x ¾"
 2000 Series Picket Spacing = 3.794" (4.419" on center) • Posts & Caps Sold Separately
 4000 Series Picket Spacing = 3.56" (4.31" on center) • Premium Packaging



OPEN UP THE POSSIBILITIES

Key-Link provides gates to coordinate beautifully with all of our fences. Each of our gates is custom-built to your size specifications for a perfect fit every time.



Gate Hardware



Heavy Duty S.S. Self-Closing Gate Hinges
approx. 3¾" high
(Ideal Hinge Gap = ¾")



Lockable Gate Latch Deluxe
approx. 6¾" high



LokkLatch External Access Kit
Operates latch from outside the fence



Magna Latch Alert Child Safety Latch
Vertical or TOP Pull



Magna Latch (Non-Alert) Child Safety Latch
Vertical or TOP Pull



LokkBolt Lockable Security Drop Bolt
(Available in 18" or 24")



Heavy Duty Drop Pin Plate
approx. 4¾" dia.



Regular Multi-Adjust Hinge
approx. 3¾" high
(Ideal Hinge Gap = 1")



Heavy Duty Multi-Adjust Hinge
approx. 3¾" high
(Ideal Hinge Gap = 1")



Regular Multi-Adjust Round Post Hinge
(Ideal Hinge Gap = 1")



Heavy Duty Round Post Hinge
(Ideal Hinge Gap = 1")



Self-Closing Gate Hinges
approx. 3¾" high
(Ideal Hinge Gap = ¾")



Lockable Gate Latch
approx. 6" high
(Ideal Latch Gap = ¾")



Optional Gate Handle
approx. 5" high






WOOD FENCE

Almost all of our wood products are available with multiple options for your personal customization. At Family Fence, we know that you will find everything you need to create the vision you have in mind for your home. Our wood fence products are available in heights ranging from 3 to 8 feet. The natural wood look provides an organic feel that appeals to many.

We offer wood fence products in spruce, white or red cedar, just to name a few. Another option is the Tongue and Groove wood fence which offers an identical front and back - giving it the nickname of the "perfectly good neighbor" fence. Customizing your wood fence allows you to express your individuality and provide a unique look for your home.

PLEASE SEE WOOD BROCHURE FOR MORE INFO



TONGUE & GROOVE



300 Framed or Add Topper



300 T&G Base
with 215-1 Topper



300 T&G Base
with SQL18 Topper



300 T&G Base
with 400S-1 Topper



400 One Piece Diamond



400WO One Piece
without Diamonds



300 T&G Base With 400H Heart Topper

TONGUE & GROOVE

The perfect "good neighbor" fence. Available in heights ranging from 3' to 8' high. The Tongue & Groove line may be customized with many of our available options including fascia boards, custom edging and toppers. (See pg. 7)

Custom Section Cap Options



EASTERN WOOD FENCE

1-800-339-3362

www.EasternWoodFence.com



FAMILY FENCE

2207 NEWBRIDGE RD, BELLMORE NY 11710

